



Features

- 2 transfer contact configuration.
- Small size and light weight for high density PCB mounting.
- 150mW type available.

Safety Approval

UL , C-UL File No. : E179745

TUV File No. : R50253080

CQC File No. : CQC02001002119

Contact Capacity

Model	DSY2Y
Nominal switching capacity (res. load)	1A 120VAC
Max. switching current	2A
Max. switching voltage	125VAC
Max. switching power	120VA

Characteristic Data

Contact material	Silver alloy	
Initial contact resistance (at 6VDC 1A)	100m Max.	
Operate time (at nominal volt.)	7msec. Max.	
Release time (at nominal volt.)	4msec. Max.	
Initial insulation resistance	100M Min.(DC500V)	
Initial dielectric strength	Between open contacts(Standard) : AC750V , 50/60Hz 1Min.	
	Between open contacts(High dielectric strength) : AC1,500V , 50/60Hz 1Min.	
Vibration resistance	Functional	10 ~ 55Hz at double amplitude of 1.5 mm
	Destructive	10 ~ 55Hz at double amplitude of 1.5 mm
Shock resistance	Functional	10G Min.
	Destructive	100G Min.
Endurance (operations)	Mechanical (at 10,800 ops./h)	10,000,000
	Electrical (at 1,800 ops./h)	100,000
Ambient temperature	-40°C ~ +85°C (no condensation)	
Unit weight	Approx. 4.6 g	

Coil Data (at 20°C)

Nominal voltage (VDC)	Nominal operating current 10% (mA)	Coil resistance 10% (Ω)	Max allowable voltage	Pick-up voltage (Max.)	Drop-out voltage (Min.)	Nominal operating power
3	50	60	7	75 % of nominal voltage	5 % of nominal voltage	Approx. 0.15W
5	30	167	11.5			
6	25	240	13.8			
9	16.6	540	20.8			
12	12.5	960	27.7			
15	10	1,500	34.6			
24	6.25	3,840	55.2			

Coil Data (at 20°C)

Nominal voltage (VDC)	Nominal operating current 10% (mA)	Coil resistance 10% (Ω)	.Max allowable voltage	Pick-up voltage (Max.)	Drop-out voltage (Min.)	Nominal operating power
3	66.6	45	6	75 % of nominal voltage	5 % of nominal voltage	0.2W
5	40.0	125	10			
6	33.3	180	12			
9	22.2	405	18			
12	16.6	720	24			
15	13.3	1,125	30			
24	8.3	2,880	48			.Approx 0.36W
3	120.0	25	4.5			
5	72.0	69	8			
6	60.0	100	10			
9	40.0	225	14.5			
12	30.0	400	18.5			
15	24.0	625	22			
24	15.0	1,600	35.5			
48	12.0	4,000	56			Approx.0.58W

Safety Approval Ratings

(Note:More detail of approval ratings,please refer to the safety certification)

Approval	CQC	TUV	UL/CUL
File No.	CQC02001002119	R50253080	E179745
Approved ratings	1A 125VAC	0.5A 120VAC 1A 24VDC	1A 120VAC 2A 30VDC

Ordering Information

Nomenclature

DSY2Y -S -2 12 D -F -XX

Special Parameter : Nil-Standard type, 01-High dielectric strength(only 0.36W)
Letter or number-Special requirement

Insulation System : Nil-Standard, B-Class B, F-Class F

Coil Power : D-0.36W, L-0.20W, H-0.15W, Nil-0.58W

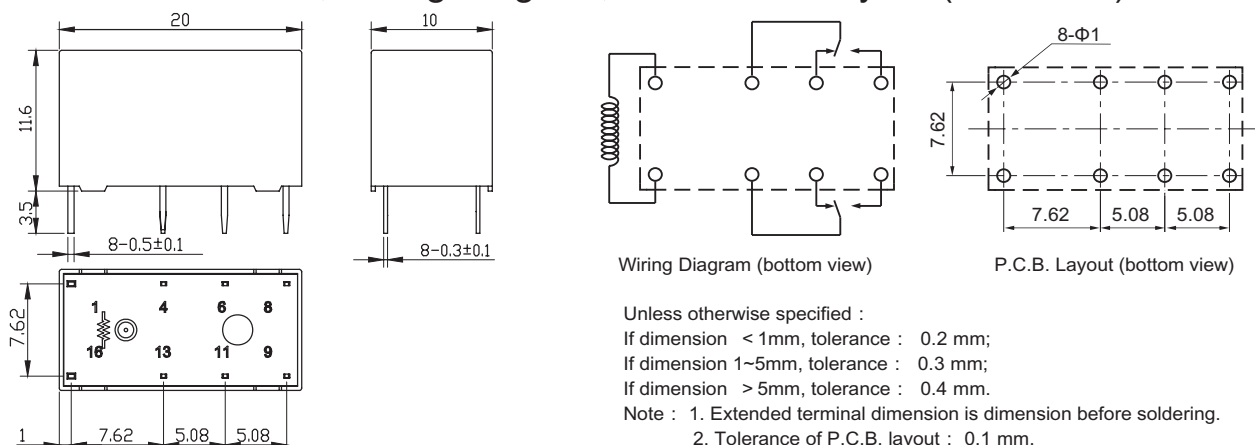
Coil Voltage (VDC) : 03, 05, 06, 09, 12, 15, 24, 48

Number of Poles : 2-2 Poles

Protective Construction : S-Flux proofed, SH-Sealed type washable

Type Designation : DSY2Y

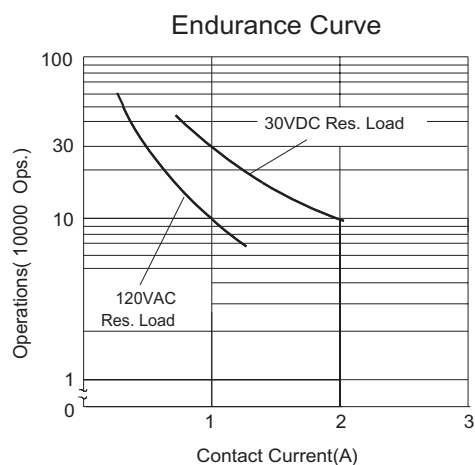

Outline Dimensions, Wiring Diagram, P.C. Board Layout (unit : mm)



Typical Applications

- Telecommunication equipment
- Office equipment
- Computer peripherals
- Security alarm system
- Medical equipment

Characteristic Curves



Disclaimer:

This datasheet is the customers' reference. All the specification are subject to change without notice. We could not evaluate all the performance and all the parameters for every possible application. Thus the user should in a right position to choose the suitable product for their own application. If there is any query, please contact Sanyou for the technical service. However it is the user's responsibility to determine which product should be used only.